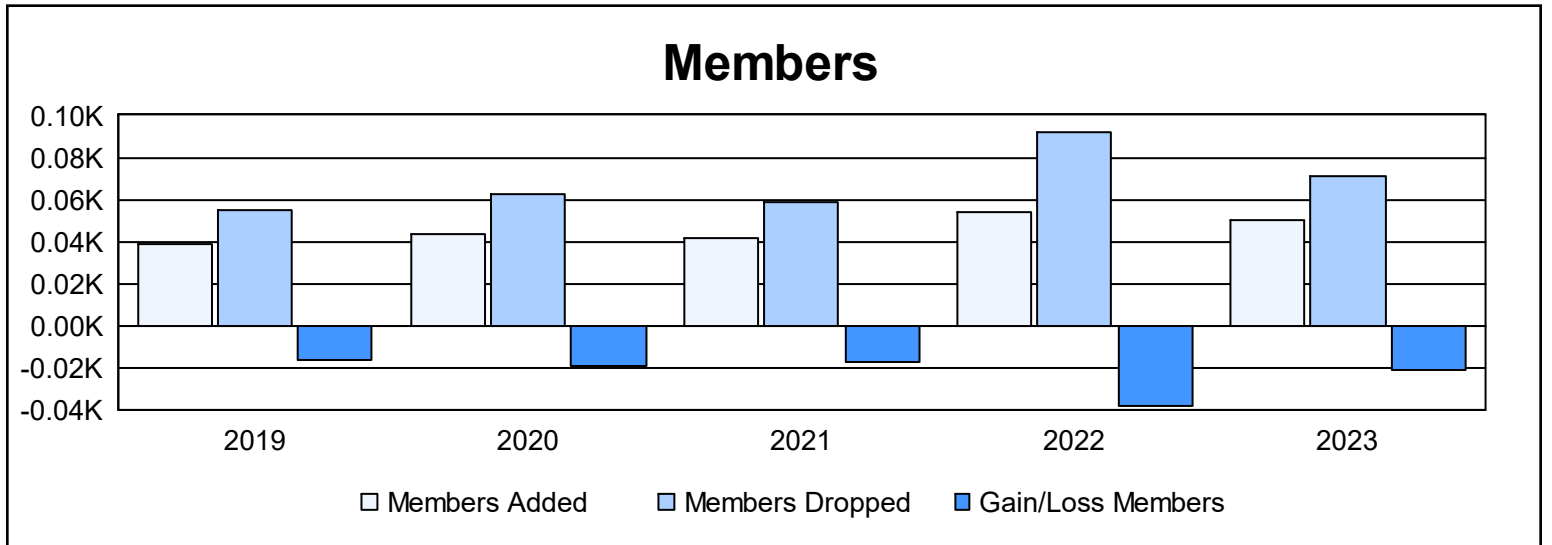
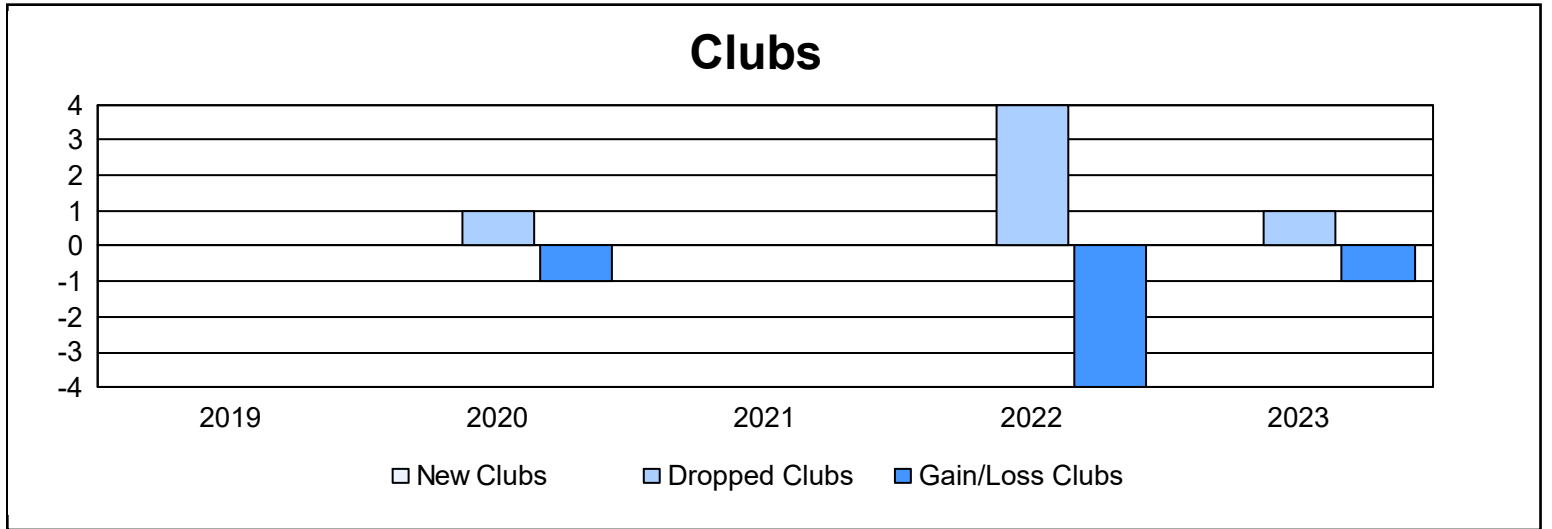
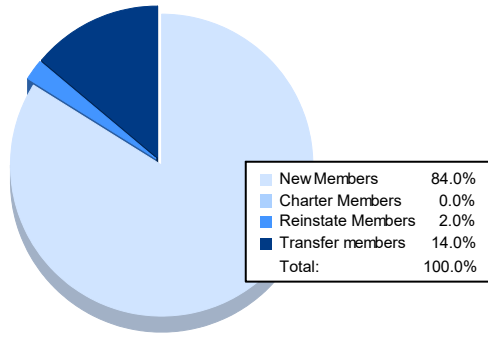


Year	New Clubs	Dropped Clubs	Gain/ Loss Clubs	New Members	Charter Members	Reinstate Members	Transfer Members	Total Member Added	Total Members Dropped	Gain/ Loss Members
2018-2019	0	0	0	35	0	4	0	39	55	-16
2019-2020	0	1	-1	41	0	1	1	43	62	-19
2020-2021	0	0	0	41	0	0	1	42	59	-17
2021-2022	0	4	-4	48	0	1	5	54	92	-38
2022-2023	0	1	-1	42	0	1	7	50	71	-21
<b>Average</b>	<b>0</b>	<b>1</b>	<b>-1</b>	<b>41</b>	<b>0</b>	<b>1</b>	<b>3</b>	<b>46</b>	<b>68</b>	<b>-22</b>



### Membership Composition June 2023 Cumulative



### Gender Composition June 2023 Cumulative

